

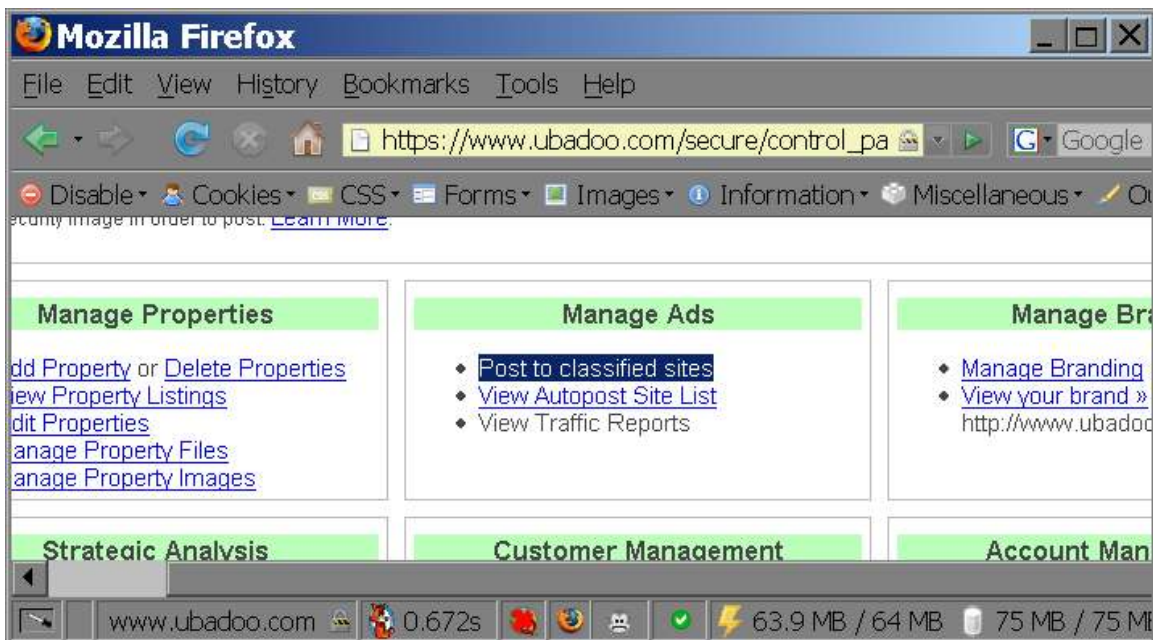
How to post an ad to Craigslist using Ubadoo.com.

Craigslist, Backpage, and some other classified sites require you to solve a security image in order to post. Ubadoo handles the entire posting process for you except for solving the security image. This tutorial will walk you through posting an ad to the classified sites we support.

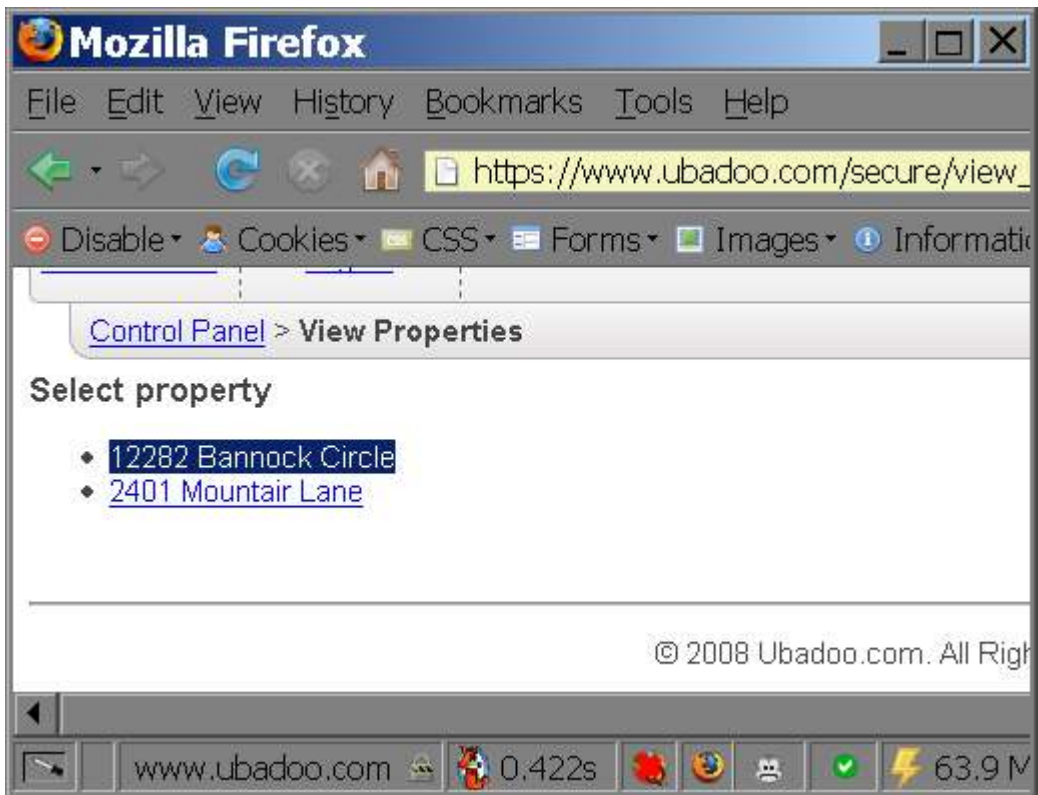
Step 1: Login to your Ubadoo Control Panel at <https://www.ubadoo.com/login.php>.



Step 2: Click on **Post to Classified Sites**



Step 3: Select a property you want to post an ad for:



Step 4: Enter your ad details and select a template



Step 5: Now, the most important step: Type the characters you see in the image into the box on the right of the image. This is what we call 'solving the captcha'.



Step 6: Click **Post Ad(s)** to post your ad to craigslist!



Step 7: You will receive an email from each classified site with a verification link to click on. Open your email, find the verification link, and click on it:

★ [craigslist.org](#) to me [show details](#) 5:59 PM [Reply](#) | ▾

IMPORTANT - YOU MUST TAKE FURTHER ACTION TO PUBLISH THIS POST !!!

CLICK ON THE WEB ADDRESS BELOW TO PUBLISH, EDIT, OR DELETE THIS POSTING.

If your email program doesn't recognize the web address below as an active link, please copy and paste the following address into your web browser:

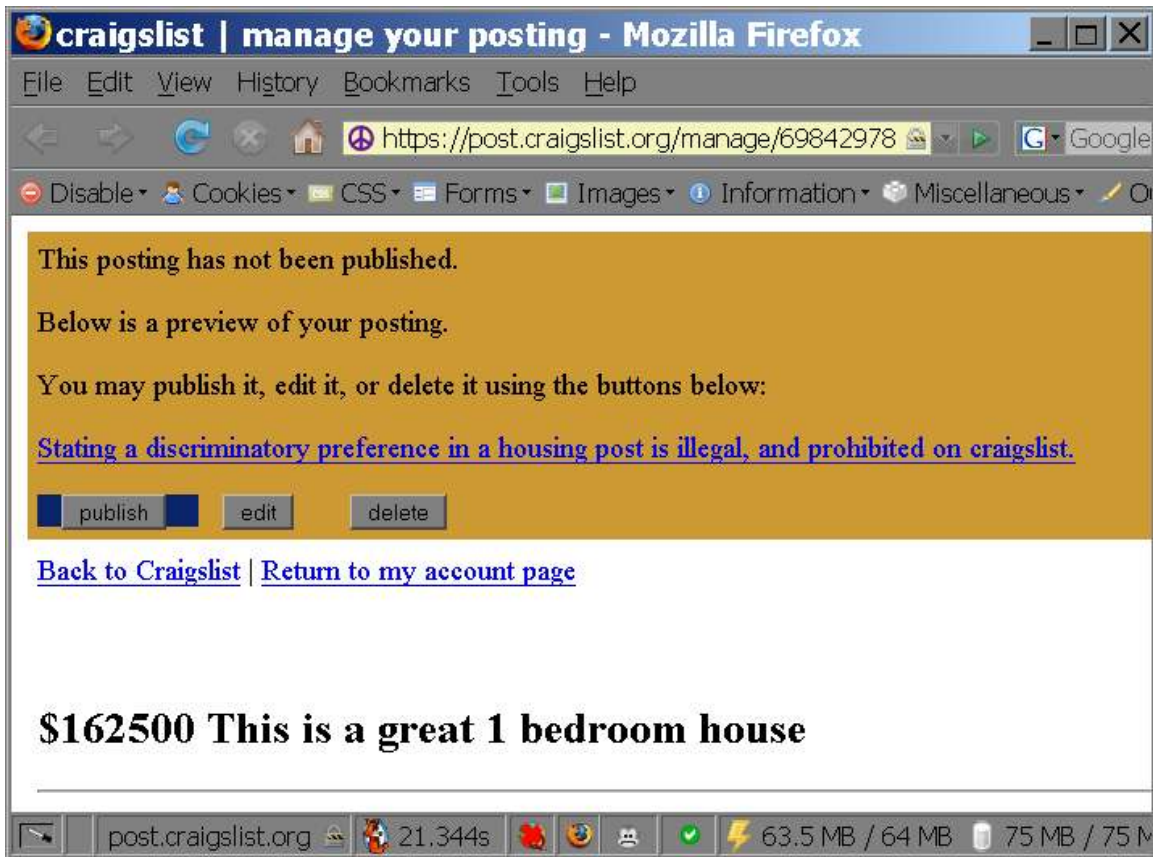
<https://post.craigslist.org/manage/698429788/bbh44>

PLEASE KEEP THIS EMAIL - you will need it to publish and manage your posting!

Your posting will expire off the site 45 days after it was created.

Thanks for using craigslist!

Step 8: Click **Publish** on the craigslist site:



You're all done! You've successfully published an ad for your property to craigslist.